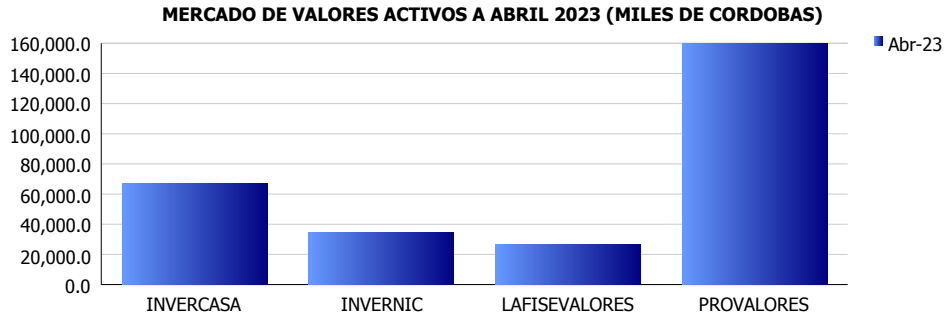


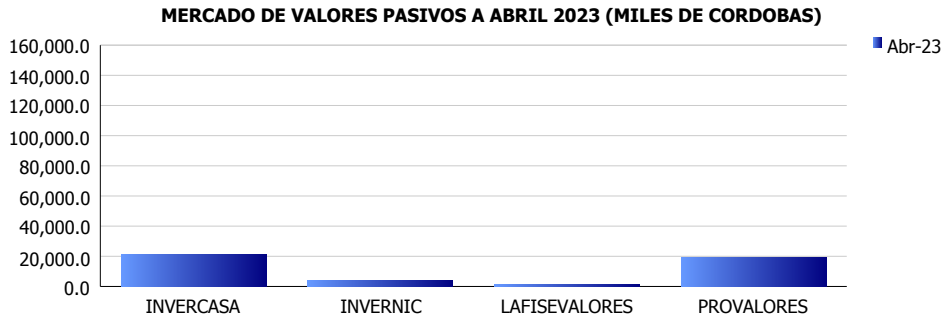


**INSTITUCIONES FINANCIERAS DEL MERCADO DE VALORES
INDICADORES FINANCIEROS CONSOLIDADOS
(Cifras en miles de córdobas)**

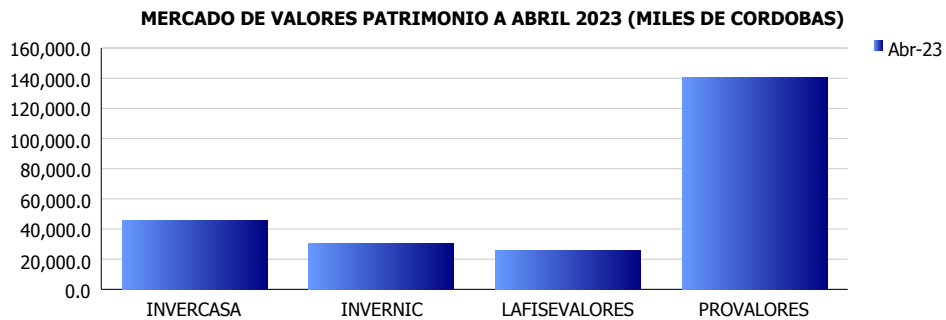
ACTIVOS	
Miles C\$	Abr-23
INVERCASA	67,020.0
INVERNIC	34,636.7
LAFISEVALORES	26,707.7
PROVALORES	159,554.8
PROMEDIO	71,979.8



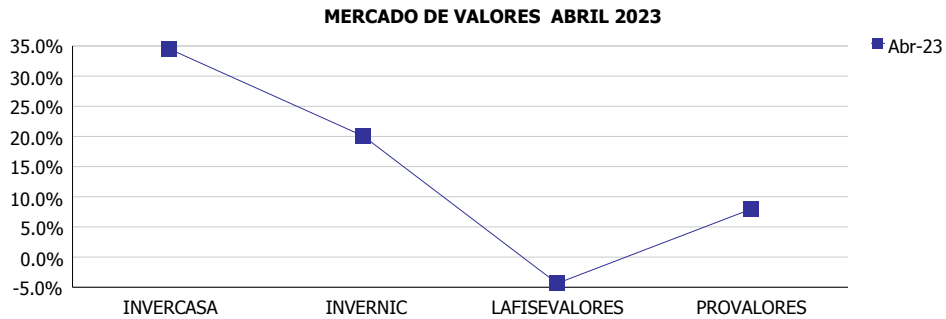
PASIVOS	
Miles C\$	Abr-23
INVERCASA	21,342.3
INVERNIC	3,909.4
LAFISEVALORES	989.3
PROVALORES	18,975.1
PROMEDIO	11,304.0



PATRIMONIO	
Miles C\$	Abr-23
INVERCASA	45,677.8
INVERNIC	30,727.4
LAFISEVALORES	25,718.4
PROVALORES	140,579.6
PROMEDIO	60,675.8



ROE	
	Abr-23
INVERCASA	34.5%
INVERNIC	20.1%
LAFISEVALORES	-4.4%
PROVALORES	7.9%
PROMEDIO	14.5%



ROA	
	Abr-23
INVERCASA	16.0%
INVERNIC	17.7%
LAFISEVALORES	-4.2%
PROVALORES	7.0%
PROMEDIO	9.1%

