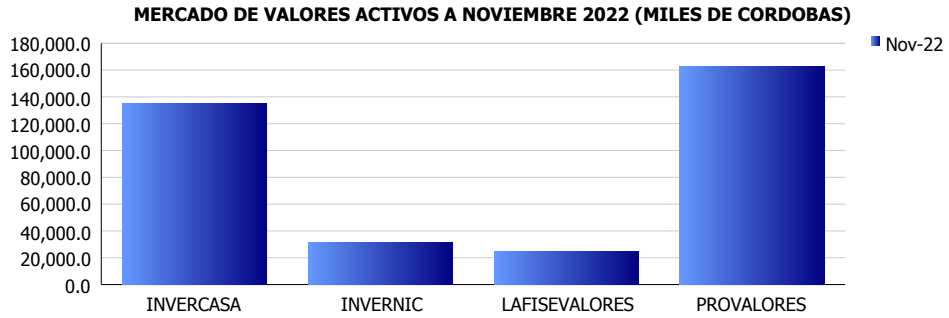


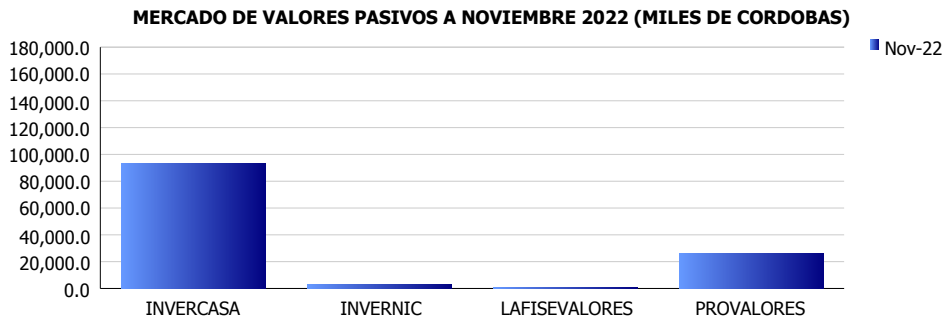


**INSTITUCIONES FINANCIERAS DEL MERCADO DE VALORES  
INDICADORES FINANCIEROS CONSOLIDADOS  
(Cifras en miles de córdobas)**

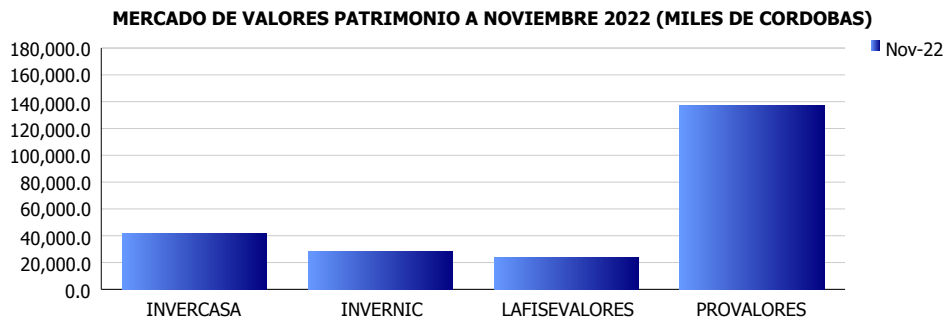
ACTIVOS	
Miles C\$	Nov-22
INVERCASA	135,042.5
INVERNIC	31,126.3
LAFISEVALORES	24,753.6
PROVALORES	162,797.3
PROMEDIO	88,429.9



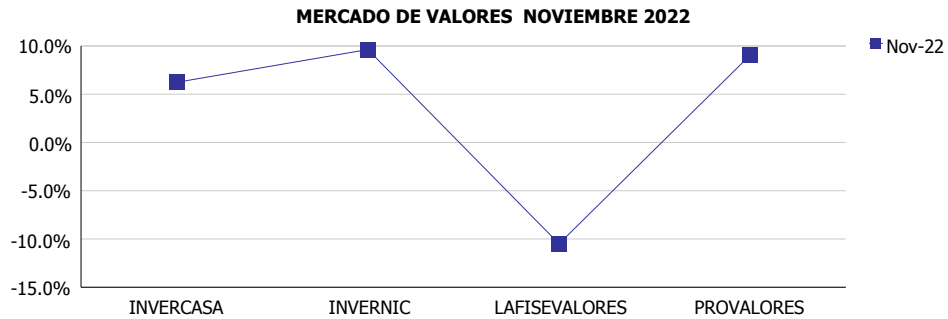
PASIVOS	
Miles C\$	Nov-22
INVERCASA	93,353.9
INVERNIC	2,605.0
LAFISEVALORES	1,057.3
PROVALORES	25,877.0
PROMEDIO	30,723.3



PATRIMONIO	
Miles C\$	Nov-22
INVERCASA	41,688.6
INVERNIC	28,521.3
LAFISEVALORES	23,696.3
PROVALORES	136,920.3
PROMEDIO	57,706.6



ROE	
	Nov-22
INVERCASA	6.2%
INVERNIC	9.6%
LAFISEVALORES	-10.5%
PROVALORES	9.1%
PROMEDIO	3.6%



ROA	
	Nov-22
INVERCASA	4.1%
INVERNIC	8.8%
LAFISEVALORES	-9.8%
PROVALORES	7.8%
PROMEDIO	2.7%

